


How to add the **Pay Warrant App** to your mobile device




Scan the QR code or load the URL my.calpers.ca.gov/web/latestWarrant in the browser on your phone.

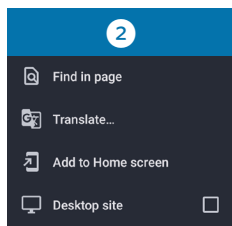


Android Devices

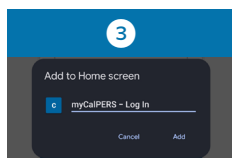
Some Android users may have a different experience than these instructions below. For example, you may need to tap the three dots in the upper right of your screen to see the next menu.



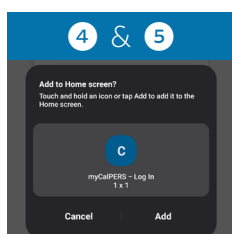
- 1 Go to the myCalPERS Pay Warrant webpage.



- 2 Select **Add to Home Screen**.



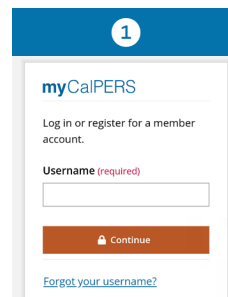
- 3 Select **Add**.



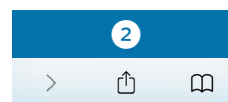
- 4 Create a name to display the app icon on your Home Screen. For example, **myCalPERS Pay Warrant**.
- 5 Select **Add**.



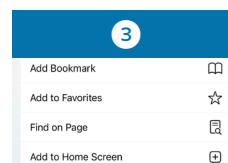
Apple Devices



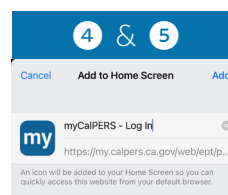
- 1 Go to the myCalPERS Pay Warrant webpage.



- 2 Select the **up-arrow** link at the bottom of your mobile device.






- 3 Select **Add to Home Screen** in the menu.



- 4 Create a name to display the app icon on your Home Screen. For example, **myCalPERS Pay Warrant**.
- 5 Select **Add**.

How to Access the Pay Warrant App

Instructions For All Devices

-  1 & 2 Go back to your home screen. Tap the myCalPERS Pay Warrant app or the name you created for the app.
-  3 Enter your username and password, along with a code for multi-factor authentication.
-  4 View your Retirement Benefit Statements and History

After you are logged in to your account, you can view your retirement check details, including your gross and net check amounts, deductions, and taxes. You can also save your retirement check to your mobile device as a document.

What Are the Benefits?

The new option offers you several benefits:

- **Convenience** - You can access your retirement check details 24/7.
- **Security** - You can rest assured that your personal information is protected by a secure authentication method that requires a code for multi-factor authentication.
- **Flexibility** - You can view your retirement check details on any device, anytime.

What Are the Other Options?

The new option is not the only way to easily access your retirement check information. Retirees with direct deposit can also use our automated phone system to get retirement check details 24 hours a day, 7 days a week by calling **888 CalPERS** (or **888-225-7377**). Both options are designed for your convenience so you can stay informed about your retirement check details.

Questions?

If you need assistance with setting up or accessing the app, you can call the CalPERS Customer Contact Center at **888 CalPERS** (or **888-225-7377**).